

1. Each exterior angle of a regular polygon is 30° .

Work out the number of sides of the polygon.

$$\frac{360}{30} = 12$$

.....
12

(2 marks)

2.

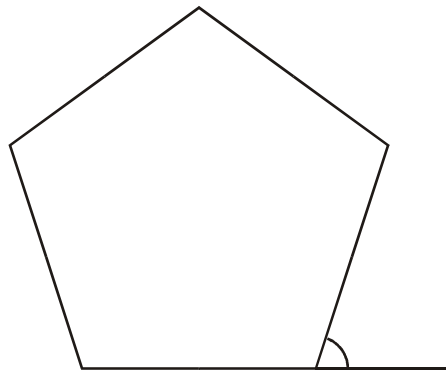


Diagram **NOT**
accurately drawn

Work out the size of an exterior angle of a regular pentagon.

$$\frac{360}{5}$$

.....
72°

(2 marks)

3.

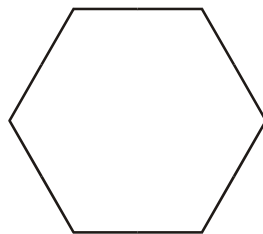


Diagram **NOT**
accurately drawn

Calculate the size of the exterior angle of a regular hexagon.

$$\frac{360}{6}$$

.....
60°

(2 marks)

4. The size of each exterior angle of a regular polygon is 40° .

Work out the number of sides of the regular polygon.

$$\frac{360}{40}$$

..... 9

(2 marks)

5. The size of each interior angle of a regular polygon is 156° .
Work out the number of sides of the polygon.

$$\begin{aligned} \text{Ext angle} &= 180 - 156 \\ &= 24 \end{aligned}$$

$$\frac{360}{24} = 15$$

..... 15

(3 marks)

6. Here is a regular polygon with 9 sides.

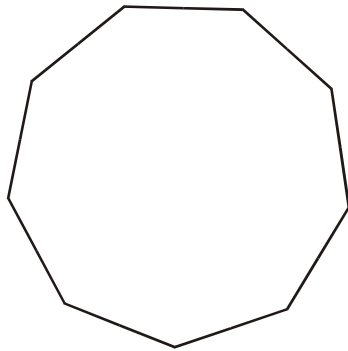


Diagram **NOT** accurately drawn

Work out the size of an exterior angle.

$$\frac{360}{9} = 40^\circ$$

..... 40^o

(2 marks)

7.

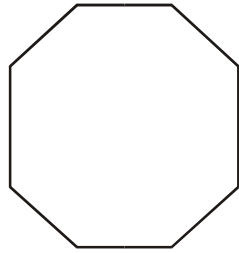


Diagram NOT accurately drawn

OR

$$\frac{360}{8} = 45$$

$$180 - 45 = 135$$

(a) Work out the size of each interior angle of a regular octagon.

$$(n-2) \times 180$$

$$(8-2) \times 180$$

$$6 \times 180$$

$$1080 \div 8$$

$$\begin{array}{r} 135 \\ \hline 1080 \end{array}$$

(3)

The size of each exterior angle of a regular polygon is 30°

(b) Work out the number of sides of the polygon.

$$\frac{360}{30}$$

$$12$$

(2)

(5 marks)

8.

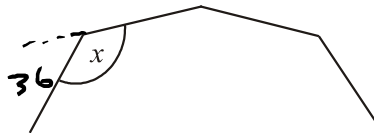


Diagram NOT accurately drawn

The diagram shows part of a **regular** 10-sided polygon.

Work out the size of the angle marked x .

$$\text{ext angle} = \frac{360}{10} = 36$$

$$180 - 36 = 144$$

$$144 \dots^\circ$$

(3 marks)

9.

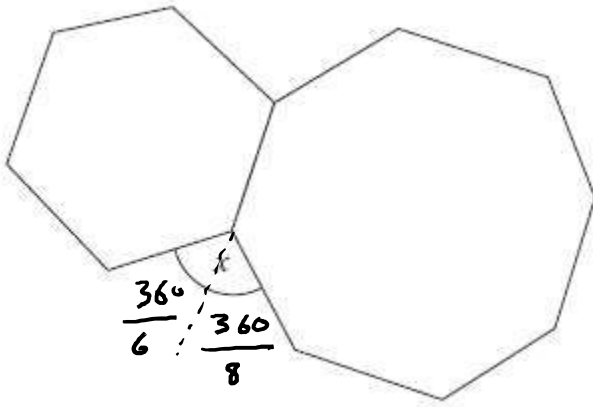


Diagram NOT
accurately drawn

The diagram shows a regular hexagon and a regular octagon.

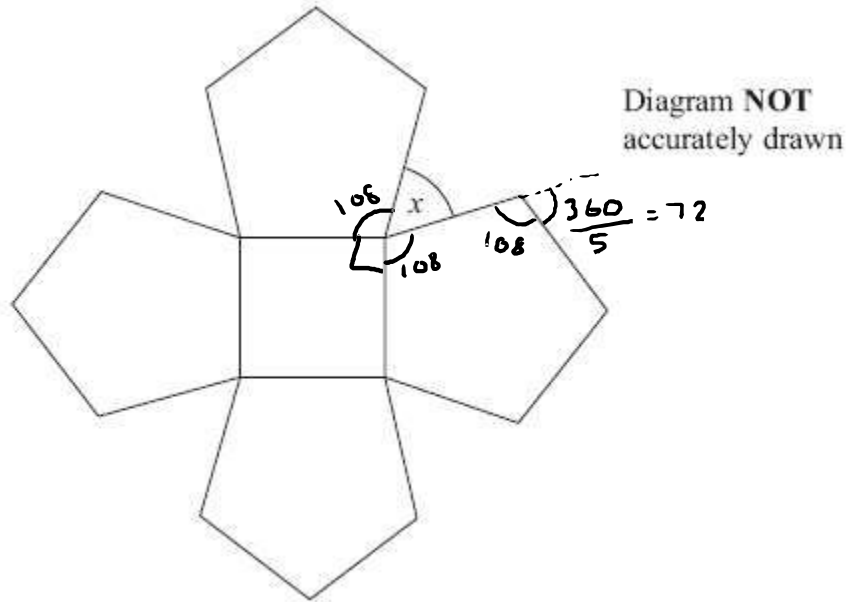
Calculate the size of the angle marked x .
You must show all your working.

$$\frac{360}{6} + \frac{360}{8}$$
$$60 + 45$$

.....105.....°

(4 marks)

10.



The diagram shows a square and 4 regular pentagons.

Work out the size of the angle marked x .

$$360 - 108 - 108 - 90$$

.....54.....°

(4 marks)

11.

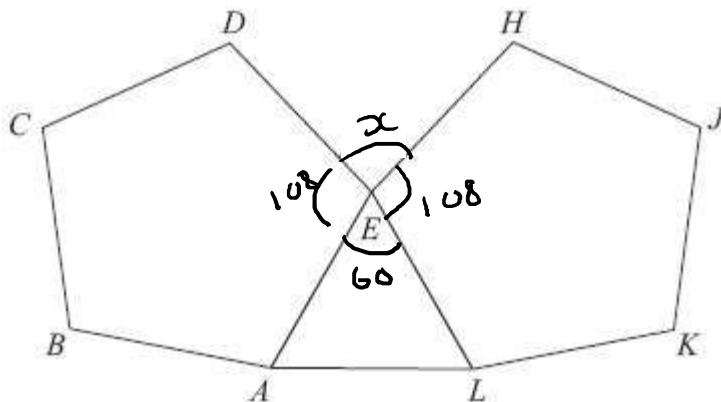


Diagram **NOT**
accurately drawn

ABCDE and *EHJKL* are regular pentagons.
AEL is an equilateral triangle.

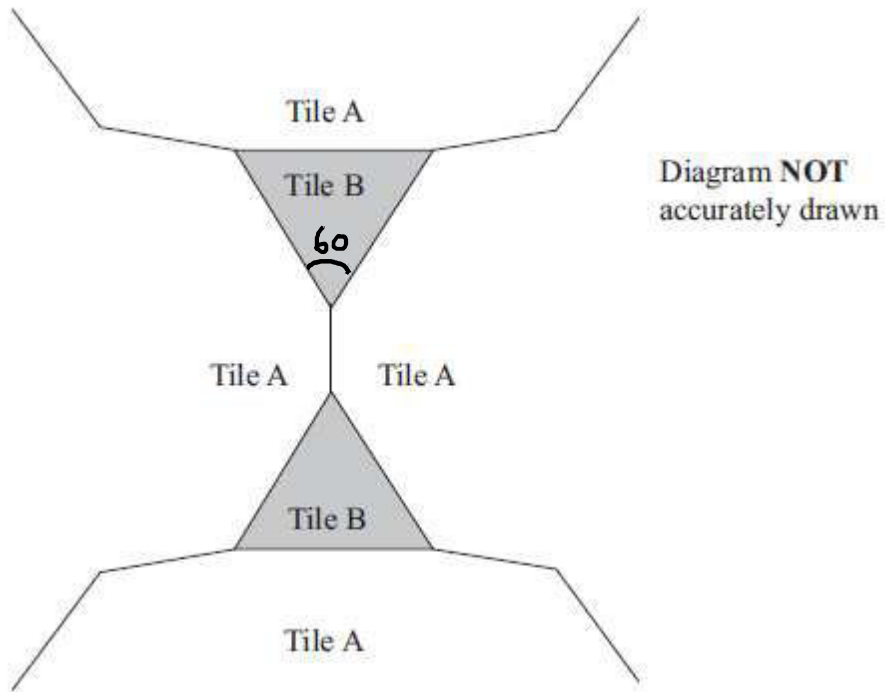
Work out the size of angle *DEH*.

$$360 - 108 - 108 - 60$$

84

..... °
(4 marks)

12. The diagram shows part of a pattern made from tiles.



The pattern is made from two types of tiles, tile A and tile B.

Both tile A and tile B are regular polygons.

Work out the number of sides tile A has.

$$360 - 60 = 300$$

$$\text{interior angle} = \frac{360}{2} = 150^\circ$$

$$\text{exterior angle} = 180 - 150 = 30$$

$$\frac{360}{30} = 12$$

.....12.....

(4 marks)